

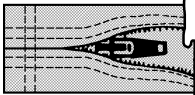
## FLEX - NECK REPLACEMENT PARTS

## WTF-9 • WTF-9V 125 AMPS AIR COOLED

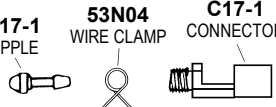
**CAUTION**  
Head must be locked firmly before starting arc.

SEE GUIDE FOR ADDITIONAL  
TORCH FRONT END OPTIONS


TCL-3-10 11 FT.  
TCL-3-22 24 FT.  
3" LEATHER CABLE COVER  
WITH ZIPPER CLOSURE



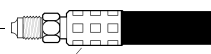
N17-1 NIPPLE  
53N04 WIRE CLAMP  
C17-1 CONNECTOR



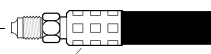
45V09R 12.5 FT.  
45V10R 25 FT.  
GAS HOSE



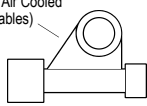
57Y01-2 12.5 FT.  
57Y03-2 25 FT.  
2 PC. CABLE ASSEMBLY



57Y01R 12.5 FT.  
57Y03R 25 FT.  
POWER CABLE - RUBBER



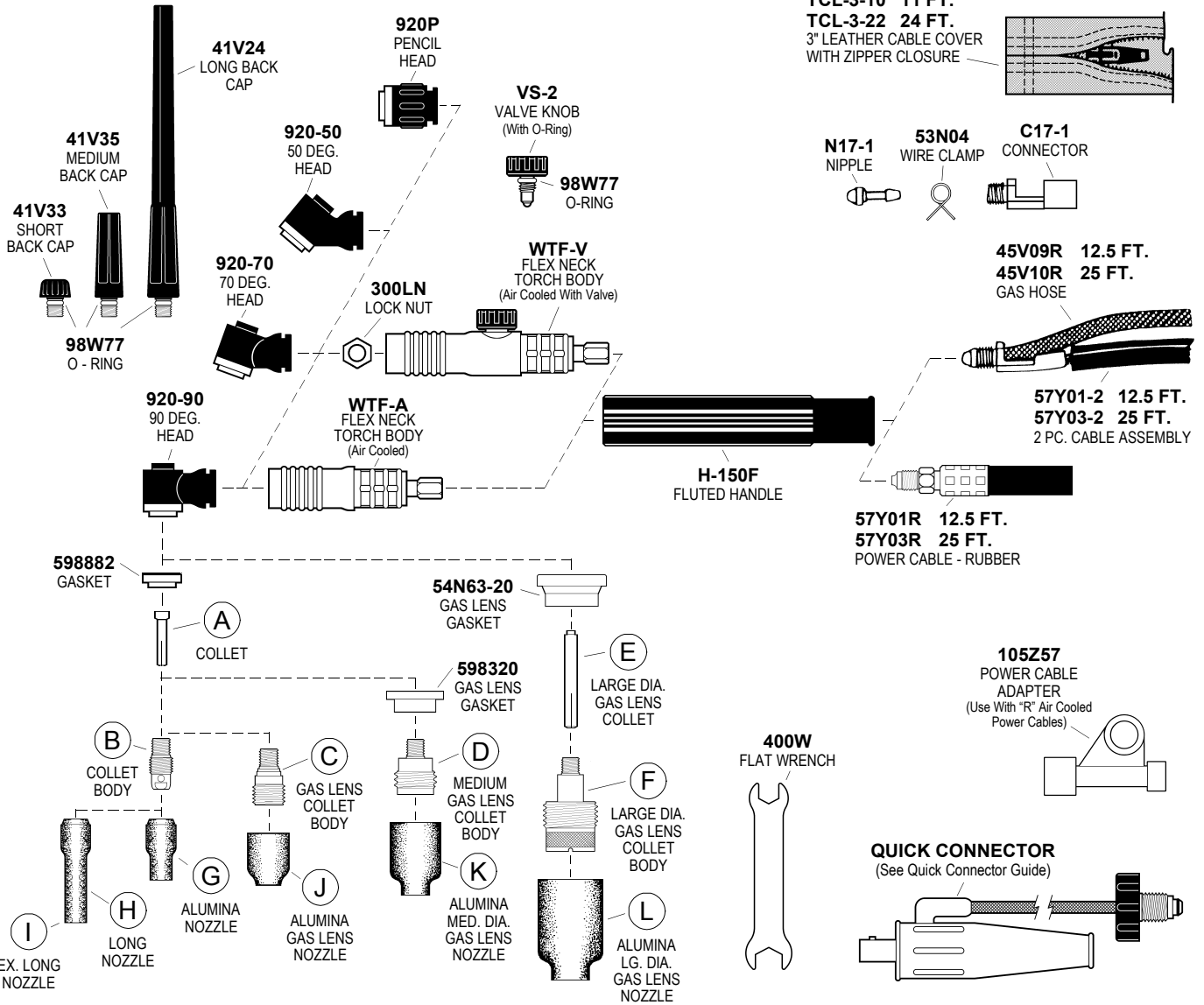
105Z57  
POWER CABLE  
ADAPTER  
(Use With "R" Air Cooled  
Power Cables)



400W  
FLAT WRENCH



QUICK CONNECTOR  
(See Quick Connector Guide)

### COLLETS • COLLET BODIES • GAS LENS

### GAS NOZZLES

ITEM	ELECTRODE DIAMETER	.020 0,5	.040 1,0	1/16 1,6	3/32 2,4	1/8 3,2
A	COLLET	13N20	13N21	13N22	13N23	13N24
B	COLLET BODY	13N25	13N26	13N27	13N28	13N29
C	GAS LENS	45V41	45V42	45V43	45V44	45V45
D	MED. DIA. GAS LENS	—	—	45V35SW	45V36SW	45V37SW
E	LG. DIA. GAS LENS COLLET	13N20L	13N21L	13N22L	13N23L	13N24L
F	LG. DIA. GAS LENS	45V0204S		45V116S	45V64S	995795S

ITEM	NO. SIZE	3 3/16"	4 1/4"	5 5/16"	6 3/8"	7 7/16"	8 1/2"	10 5/8"	11 11/16"	12 3/4"
G	ALUMINA	—	13N08	13N09	13N10	13N11	13N12	13N13	—	—
H	LONG 17/8"	796F70A	796F71A	796F72A	796F73A	—	—	—	—	—
I	EX. LONG 2 1/2"	796F74A	796F75A	796F76A	796F77A	—	—	—	—	—
J	ALUMINA GAS LENS	—	53N58	53N59	53N60	53N61	53N61S	—	—	—
K	ALUMINA MED. DIA. GAS LENS	—	—	—	—	54N15SW	54N14SW	54N12SW	54N19	—
L	ALUMINA LG. DIA. GAS LENS	—	—	—	57N75	—	57N74	53N88	—	53N87*

Specifications and descriptions subject to change without notice.

\* #15 53N89 15/16" ID X 1 7/8" Long